



The Office of Program Evaluation, Education and Research at the University of New Mexico (UNM) School of Medicine produces the Location Report to provide a statistical overview of current practice location for UNM-trained MDs practicing in New Mexico in the past year, 2020.

## Quick Facts

### MDs Practicing in New Mexico

- There were 1,996 UNM-trained MDs practicing in New Mexico in 2020 (Table 1A)
- Approximately 41% of all MDs licensed in New Mexico trained at UNM (1,996/4,889, Figure 2)
- UNM-trained MDs are practicing in 29 of New Mexico's 33 counties (Figure 6)

### MDs Trained at UNM School of Medicine

- 25% of MDs trained at UNM are practicing in New Mexico (1,996/7,831, Table 1A and Figure 1A)
- 22% of MDs who graduated from UNM's medical school and completed their residency out-of-state are practicing in New Mexico (421/1,887, Table 1A and Figure 1A)
- 20% of MDs who completed only their residency at UNM are practicing in New Mexico (944/4,773, Table 1A and Figure 1A)
- 54% of MDs who completed both medical school and their residency at UNM are practicing in New Mexico (631/1,171, Table 1A and Figure 1A)

### MDs Trained at UNM School of Medicine in the BA/MD Degree Program

- 51% of MDs who graduated from the UNM BA/MD program are practicing in New Mexico (30/59, Table 1B and Figure 1B)
- 33% of MDs who graduated from the UNM BA/MD program and completed their residency out-of-state are practicing in New Mexico (11/33, Table 1B and Figure 1B)
- 73% of MDs who graduated from the UNM BA/MD program and completed their residency at UNM are practicing in New Mexico (19/26, Table 1B and Figure 1B)

### UNM-Trained MDs in Primary Care Specialties

- 44% of all UNM-trained MDs practicing in New Mexico are in the primary care specialties of Family Medicine, Internal Medicine, Obstetrics & Gynecology, and/or Pediatrics (883/1,996, Table 3 and Figure 5)
- 83% of UNM-trained MDs practicing in New Mexico who graduated from the UNM BA/MD program are in the primary care specialties of Family Medicine, Internal Medicine, Obstetrics & Gynecology, or Pediatrics (25/30, Figure 4)

### A Note on Terminology...

This report refers to all MDs who graduated from the UNM School of Medicine and/or completed all or part of a residency or fellowship at UNM as **UNM-trained MDs**. This report only includes physicians that hold a Doctor of Medicine (MD) degree. Graduates with a Doctor of Osteopathic (DO) medicine degree are not included in this report. **UNM-trained MDs** fall into three mutually exclusive categories:



- MD degree from UNM, Medical Residency out-of-state (**MD Only**)
- Medical Residency or Fellowship at UNM, MD degree out-of-state (**Medical Residency Only**)
- Both MD degree and Medical Residency or Fellowship at UNM (**MD and Medical Residency**)

TABLE 1A: Retention of UNM-Trained MDs

	Medical Residency Only	MD Only*	MD and Medical Residency	Overall
Graduates	4,773	1,887	1,171	7,831
Graduates practicing in NM	944	421	631	1,996
<b>Percent of graduates practicing in NM</b>	<b>19.8%</b>	<b>22.3%</b>	<b>53.9%</b>	<b>25.5%</b>

TABLE 1B: Retention of UNM-Trained MDs (BA/MD only)

	BA/MD MD Only*	BA/MD and Medical Residency	BA/MD Overall
BA/MD graduates	33	26	59
BA/MD graduates practicing in NM	11	19	30
<b>Percent of BA/MD graduates practicing in NM</b>	<b>33.3%</b>	<b>73.1%</b>	<b>50.8%</b>

FIGURE 1A Percent of All Graduates Practicing in New Mexico

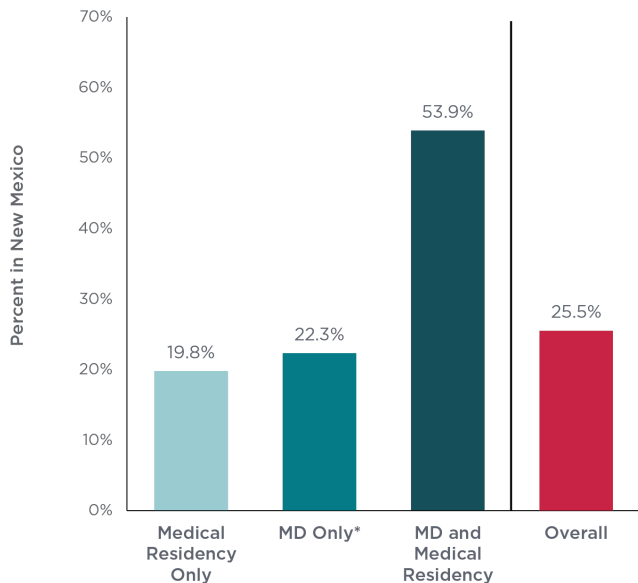
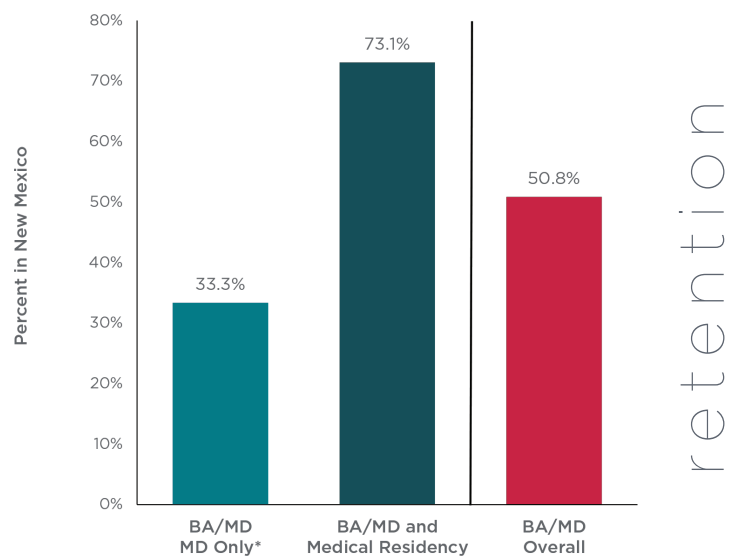


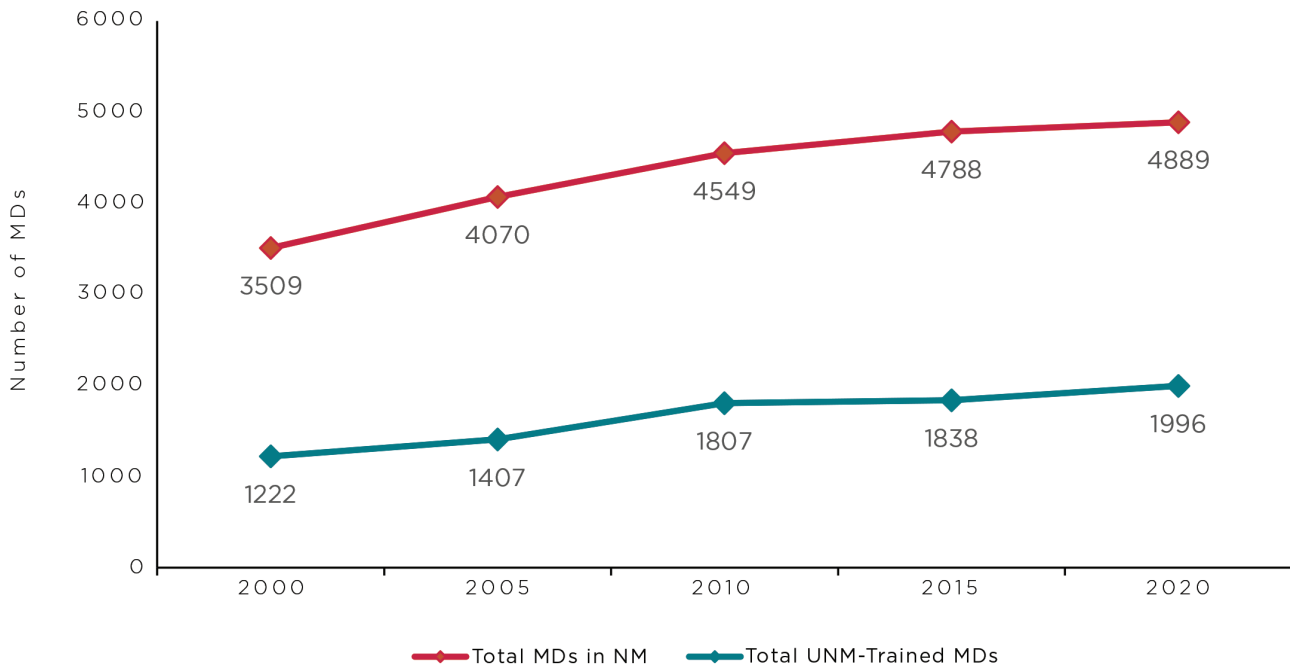
FIGURE 1B Percent of BA/MD Graduates Practicing in New Mexico



\*The Office of Program Evaluation, Education and Research excludes 2018+ UNM medical school graduates from the total number of MD graduates as they are presumed in residency. However, the total number does not necessarily exclude graduates that continue training beyond three years of residency.

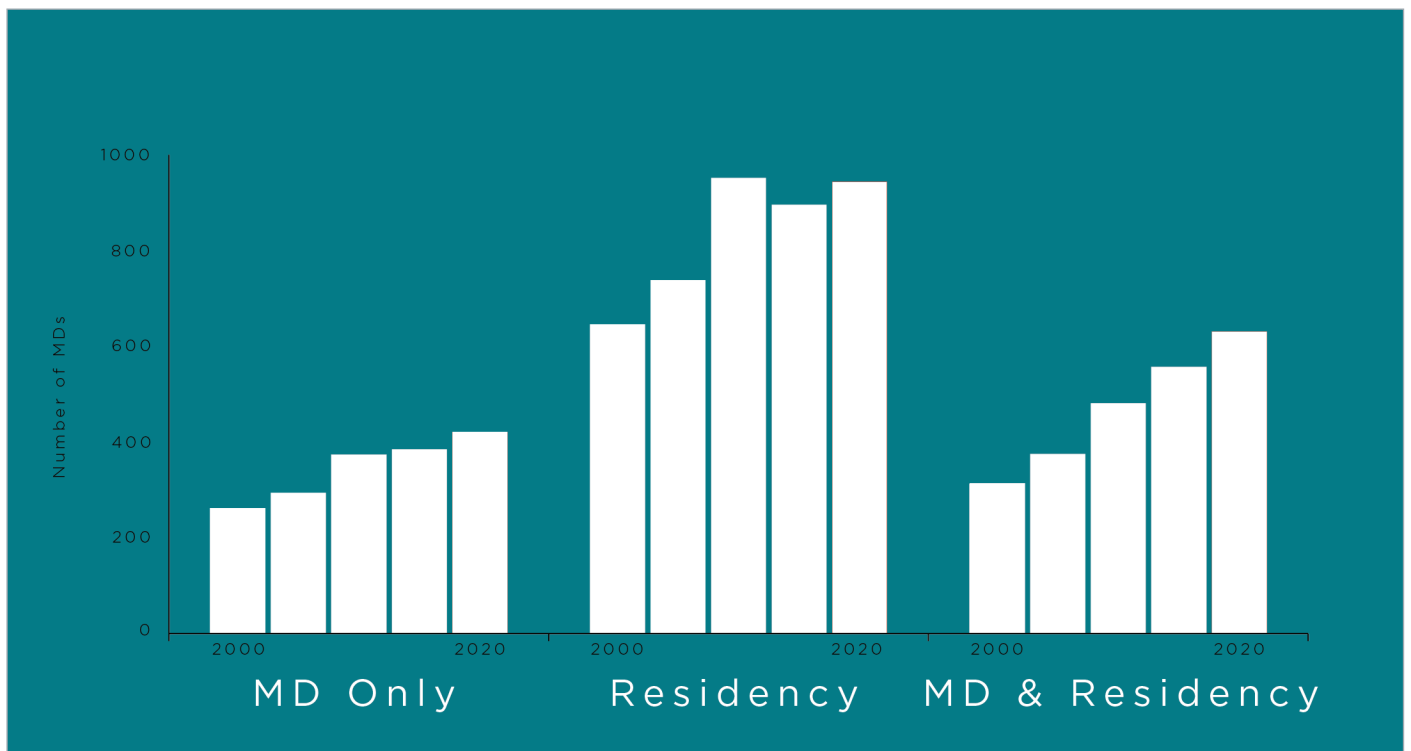
**FIGURE 2** Total MDs and UNM-Trained MDs Practicing in New Mexico (2000-2020)

MDS over time

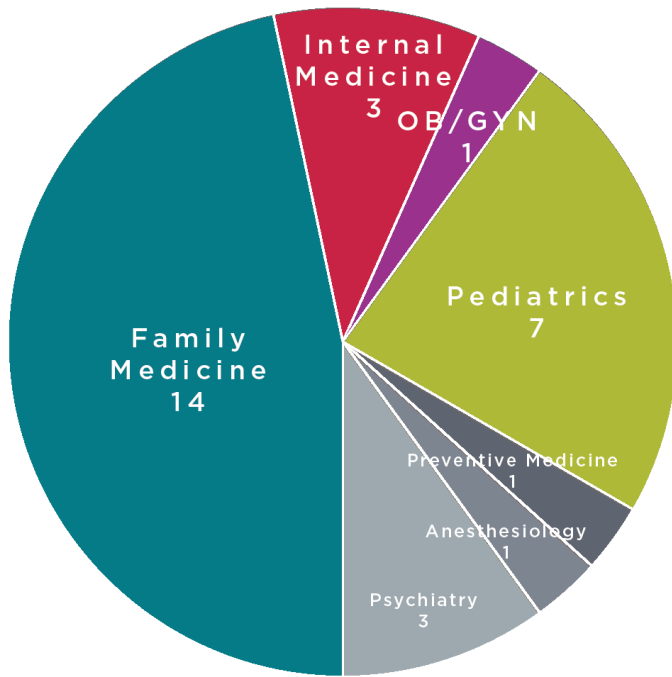


**FIGURE 3** UNM-Trained MDs Practicing by Training in New Mexico (2000-2020)

level of training



**FIGURE 4** BA/MD Graduates Practicing by Specialty in New Mexico (2020)



Thirty of the 59 graduates from the BA/MD program are practicing in New Mexico across 8 different counties in New Mexico (Figure 6).

Nineteen of these 30 (63%) completed residency at UNM. See Table 1B. Twenty-five of the 30 (83%) chose a primary care specialty. See Figure 4.

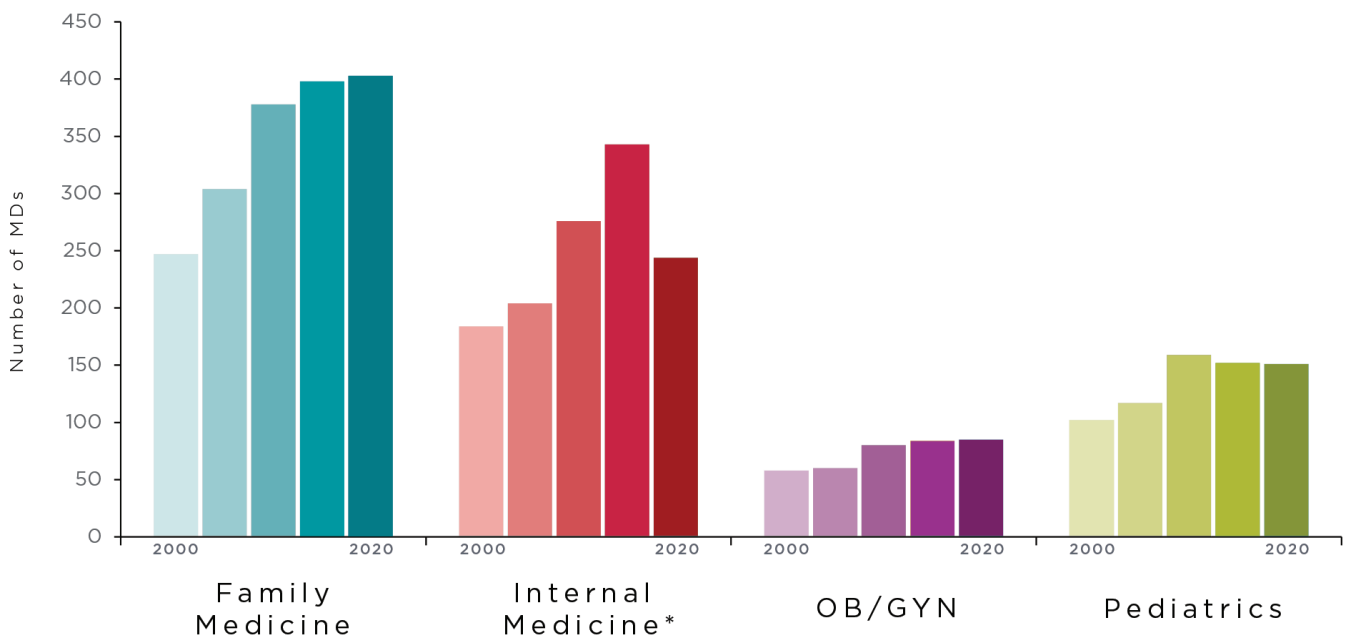
As of 2020, the program has 125 MD graduates with 66 of these MDs currently in residency training.

The first BA/MD medical school graduates received their MD degrees from the School of Medicine in 2013.

BA/MD program graduates earned a baccalaureate degree through the College of Arts & Sciences and their MD degree at the School of Medicine.

BA/MD

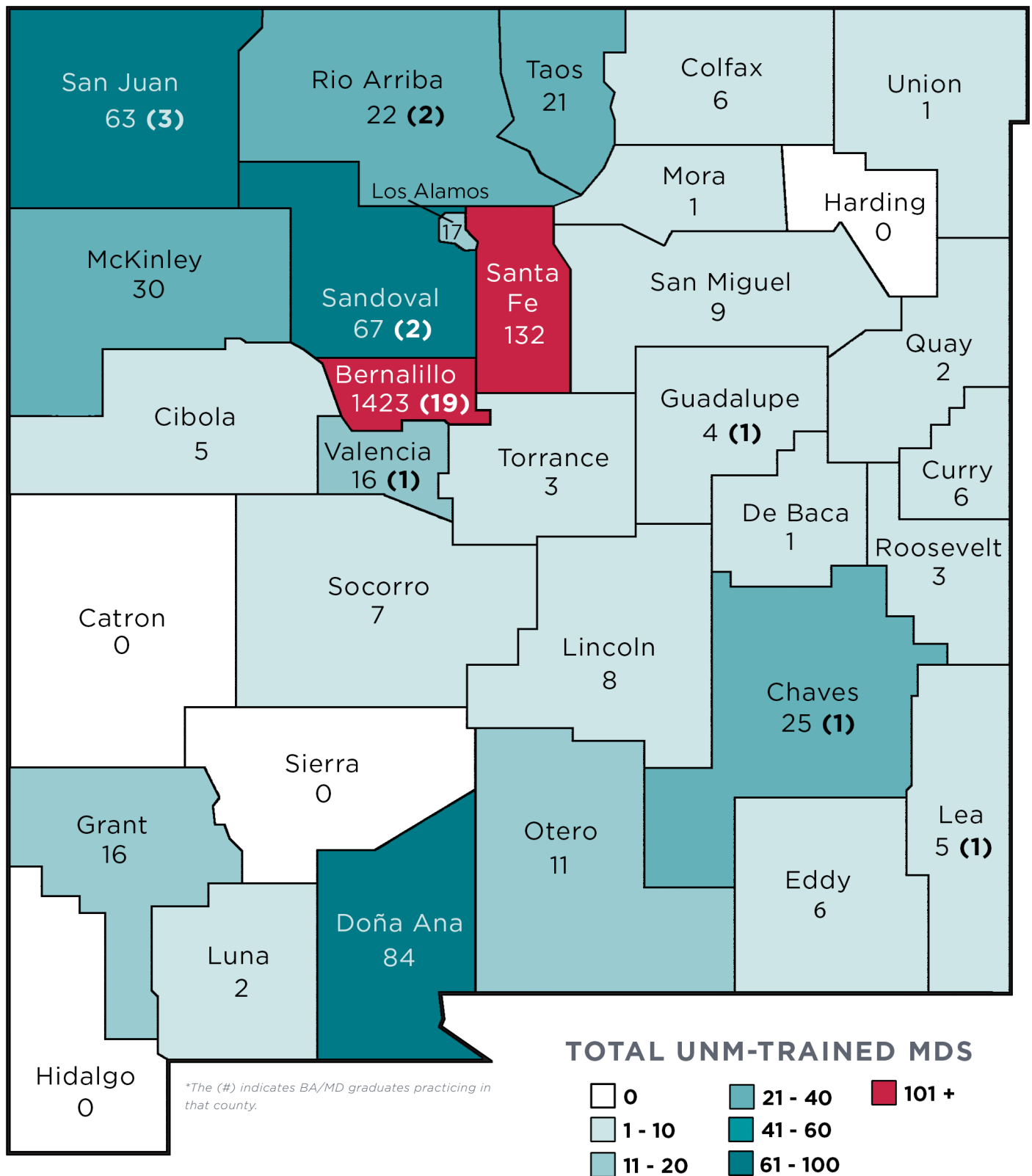
**FIGURE 5** UNM-Trained MDs Practicing Primary Care in New Mexico (2000-2020)\*



\*Improved accuracy of Internal Medicine subspecialties resulted in an apparent decrease of those practicing primary care in 2020.

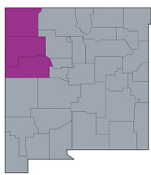
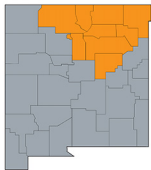
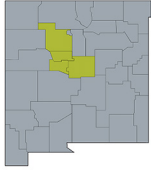
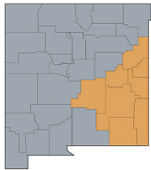
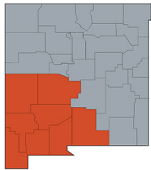
primary care

**FIGURE 6** UNM-Trained MDs Practicing by County in New Mexico (2020)\*



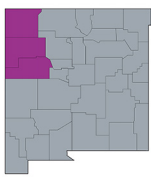
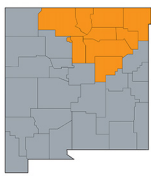
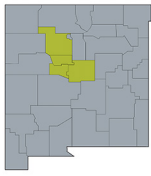
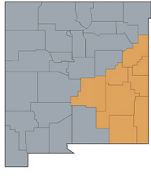
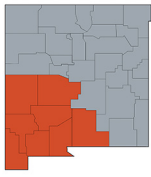
# TABLE 2A

UNM-Trained MDs Practicing by County and Public Health Region in New Mexico (2020)

		Total Number of MDs*	UNM-Trained MDs	UNM-Trained MDs by Training		
				Medical Residency Only	MD Only	MD and Medical Residency
<b>ALL OF NEW MEXICO</b>		<b>4,889</b>	<b>1,996</b>	<b>944</b>	<b>421</b>	<b>631</b>
<b>Northwest Region</b>		<b>278</b>	<b>98</b>	<b>39</b>	<b>31</b>	<b>28</b>
	Cibola	20	5	1	3	1
	McKinley	89	30	19	5	6
	San Juan	169	63	19	23	21
<b>Northeast Region</b>		<b>760</b>	<b>213</b>	<b>96</b>	<b>56</b>	<b>61</b>
	Colfax	14	6	3	2	1
	Guadalupe	4	4	-	1	3
	Harding	-	-	-	-	-
	Los Alamos	53	17	9	3	5
	Mora	1	1	1	-	-
	Rio Arriba	46	22	2	8	12
	San Miguel	30	9	2	4	3
	Santa Fe	542	132	69	30	33
	Taos	67	21	10	7	4
	Union	3	1	-	1	-
<b>Metro</b>		<b>3,015</b>	<b>1,509</b>	<b>753</b>	<b>267</b>	<b>489</b>
	Bernalillo	2,775	1,423	720	240	463
	Sandoval	211	67	29	19	19
	Torrance	4	3	1	1	1
	Valencia	25	16	3	7	6
<b>Southeast Region</b>		<b>291</b>	<b>56</b>	<b>18</b>	<b>18</b>	<b>20</b>
	Chaves	90	25	12	4	9
	Curry	62	6	-	4	2
	De Baca	1	1	-	-	1
	Eddy	58	6	1	2	3
	Lea	47	5	4	-	1
	Lincoln	18	8	-	6	2
	Quay	4	2	-	2	-
	Roosevelt	11	3	1	-	2
<b>Southwest Region</b>		<b>545</b>	<b>120</b>	<b>38</b>	<b>49</b>	<b>33</b>
	Catron	3	-	-	-	-
	Doña Ana	376	84	27	34	23
	Grant	52	16	5	5	6
	Hidalgo	2	-	-	-	-
	Luna	17	2	1	1	-
	Otero	71	11	2	7	2
	Sierra	8	-	-	-	-
	Socorro	16	7	3	2	2

\*New Mexico Medical Board 2020 Official List

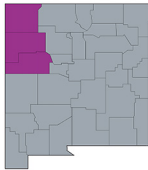
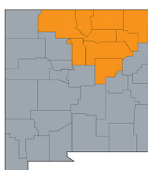
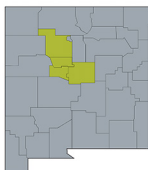
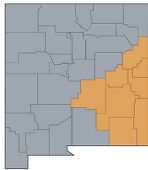
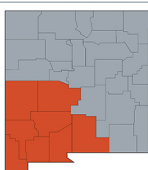
**TABLE 2B** UNM-Trained MDs Practicing by County and Public Health Region per 10,000 Population (2020) in New Mexico\*

		Population**	Total MDs per 10,000 Population	UNM-Trained MDs per 10,000 Population	Percent of Total MDs who are UNM-Trained
<b>ALL OF NEW MEXICO</b>		<b>2,106,319</b>	<b>23.2</b>	<b>9.5</b>	<b>41%</b>
<b>Northwest Region</b>		<b>220,490</b>	<b>12.6</b>	<b>4.4</b>	<b>35%</b>
	Cibola	26,354	7.6	1.9	25%
	McKinley	70,824	12.6	4.2	34%
	San Juan	123,312	13.7	5.1	37%
<b>Northeast Region</b>		<b>295,010</b>	<b>25.8</b>	<b>7.2</b>	<b>28%</b>
	Colfax	11,927	11.7	5.0	43%
	Guadalupe	4,275	9.4	9.4	100%
	Harding	638	-	-	-
	Los Alamos	19,462	27.2	8.7	32%
	Mora	4,478	2.2	2.2	100%
	Rio Arriba	38,521	11.9	5.7	48%
	San Miguel	27,144	11.1	3.3	30%
	Santa Fe	151,946	35.7	8.7	24%
	Taos	32,593	20.6	6.4	31%
Union	4,026	7.5	2.5	33%	
<b>Metro</b>		<b>923,630</b>	<b>32.6</b>	<b>16.3</b>	<b>50%</b>
	Bernalillo	681,666	40.7	20.9	51%
	Sandoval	148,904	14.2	4.5	32%
	Torrance	15,486	2.6	1.9	75%
	Valencia	77,574	3.2	2.1	64%
<b>Southeast Region</b>		<b>291,911</b>	<b>10.0</b>	<b>1.9</b>	<b>19%</b>
	Chaves	64,711	13.9	3.9	28%
	Curry	48,793	12.7	1.2	10%
	De Baca	1,673	6.0	6.0	100%
	Eddy	58,418	9.9	1.0	10%
	Lea	71,830	6.5	0.7	11%
	Lincoln	19,939	9.0	4.0	44%
	Quay	8,197	4.9	2.4	50%
	Roosevelt	18,350	6.0	1.6	27%
<b>Southwest Region</b>		<b>375,278</b>	<b>14.5</b>	<b>3.2</b>	<b>22%</b>
	Catron	3,623	8.3	-	-
	Doña Ana	221,262	17.0	3.8	22%
	Grant	27,007	19.3	5.9	31%
	Hidalgo	4,106	4.9	-	-
	Luna	23,905	7.1	0.8	12%
	Otero	67,967	10.4	1.6	15%
	Sierra	10,867	7.4	-	-
	Socorro	16,541	9.7	4.2	44%

\*Number of doctors divided by the population of the county multiplied by 10,000; \*\*2020 U.S. Census Bureau estimates

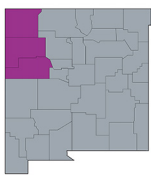
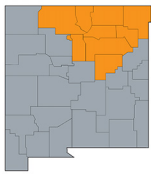
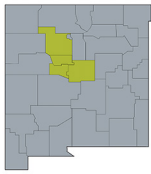
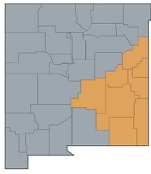
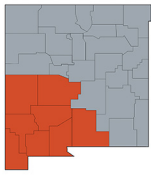


**TABLE 3** UNM-Trained MDs Practicing in Primary Care Specialties by County and Public Health Region in New Mexico (2020)

		Family Medicine	Internal Medicine	Obstetrics/ Gynecology	Pediatrics	Total
<b>ALL OF NEW MEXICO</b>		<b>403</b>	<b>244</b>	<b>85</b>	<b>151</b>	<b>883*</b>
<b>Northwest Region</b>		<b>22</b>	<b>10</b>	<b>5</b>	<b>12</b>	<b>49</b>
	Cibola	4	-	-	-	4
	McKinley	8	5	3	4	20
	San Juan	10	5	2	8	25
<b>Northeast Region</b>		<b>80</b>	<b>17</b>	<b>12</b>	<b>8</b>	<b>117</b>
	Colfax	2	-	1	-	3
	Guadalupe	3	-	-	-	3
	Harding	-	-	-	-	-
	Los Alamos	5	3	1	-	9
	Mora	-	-	-	-	-
	Rio Arriba	14	1	2	1	18
	San Miguel	4	1	-	-	5
	Santa Fe	42	9	8	7	66
	Taos	10	3	-	-	13
	Union	-	-	-	-	-
<b>Metro</b>		<b>236</b>	<b>194</b>	<b>60</b>	<b>119</b>	<b>607*</b>
	Bernalillo	209	179	59	106	551*
	Sandoval	15	11	1	11	38
	Torrance	2	1	-	-	3
	Valencia	10	3	-	2	15
<b>Southeast Region</b>		<b>25</b>	<b>6</b>	<b>2</b>	<b>5</b>	<b>38</b>
	Chaves	11	1	-	4	16
	Curry	1	1	-	-	2
	De Baca	1	-	-	-	1
	Eddy	2	1	-	1	4
	Lea	4	-	-	-	4
	Lincoln	3	2	2	-	7
	Quay	1	-	-	-	1
	Roosevelt	2	1	-	-	3
<b>Southwest Region</b>		<b>40</b>	<b>17</b>	<b>6</b>	<b>7</b>	<b>68*</b>
	Catron	-	-	-	-	-
	Doña Ana	24	13	4	3	42*
	Grant	4	2	1	3	10
	Hidalgo	-	-	-	-	-
	Luna	1	-	1	-	2
	Otero	6	1	-	-	7
	Sierra	-	-	-	-	-
	Socorro	5	1	-	1	7

\*When MDs work in multiple primary care specialties, they are counted a single time in the Total column.

**TABLE 4** UNM-Trained MDs Practicing in Selected Specialties by County and Public Health Region in New Mexico (2020)

		Anesthesiology	General Surgery	Emergency Medicine	Psychiatry
<b>ALL OF NEW MEXICO</b>		<b>95</b>	<b>53</b>	<b>166</b>	<b>160</b>
<b>Northwest Region</b>		<b>1</b>	<b>7</b>	<b>17</b>	<b>4</b>
	Cibola	-	1	-	-
	McKinley	-	2	2	1
	San Juan	1	4	15	3
<b>Northeast Region</b>		<b>6</b>	<b>6</b>	<b>14</b>	<b>22</b>
	Colfax	-	1	2	1
	Guadalupe	1	-	-	-
	Harding	-	-	-	-
	Los Alamos	1	-	1	4
	Mora	-	-	-	-
	Rio Arriba	-	-	3	-
	San Miguel	-	-	-	2
	Santa Fe	4	5	5	14
	Taos	-	-	2	1
	Union	-	-	1	-
<b>Metro</b>		<b>80</b>	<b>32</b>	<b>127</b>	<b>127</b>
	Bernalillo	74	30	125	126
	Sandoval	5	2	2	1
	Torrance	-	-	-	-
	Valencia	1	-	-	-
<b>Southeast Region</b>		<b>1</b>	<b>5</b>	<b>2</b>	<b>3</b>
	Chaves	1	1	-	1
	Curry	-	3	-	1
	De Baca	-	-	-	-
	Eddy	-	1	1	-
	Lea	-	-	1	-
	Lincoln	-	-	-	-
	Quay	-	-	-	1
	Roosevelt	-	-	-	-
<b>Southwest Region</b>		<b>7</b>	<b>3</b>	<b>6</b>	<b>4</b>
	Catron	-	-	-	-
	Doña Ana	6	2	2	3
	Grant	-	-	1	1
	Hidalgo	-	-	-	-
	Luna	-	-	-	-
	Otero	1	1	2	-
	Sierra	-	-	-	-
	Socorro	-	-	1	-

With this report, the Office of Program Evaluation, Education and Research (PEAR) at the University of New Mexico (UNM) School of Medicine strives to provide the best available information about UNM-trained MDs who practiced in New Mexico in 2020.

## Approach & Methods

Each Individual included in the Location Report:

- Has a Doctor of Medicine degree (MD)
- Is a UNM School of Medicine (SOM) graduate and/or completed all or part of Graduate Medical Education at UNM
- Had an active Medical Doctor license from the New Mexico Medical Board in 2020
- Had a New Mexico practice location in 2020

PEAR includes all practicing UNM School of Medicine MD recipients from 1968 through 2017 and all MDs who completed all or part of a medical residency or fellowship at UNM Hospital (formerly Bernalillo County Indian Hospital) from 1955 through 2020 in this report. We present additional information for graduates of UNM's Combined BA/MD program. This state-sponsored partnership program between the UNM College of Arts & Sciences and the UNM School of Medicine is designed to help address the state's physician shortage by training students committed to serving New Mexico communities.

The UNM SOM's Office of Medical Student Affairs and the Office of Graduate Medical Education provided the lists of UNM SOM MD recipients (since 1968) and former residents and fellows (since 1955), respectively. After we obtained these lists, we matched UNM graduates to active MDs with a New Mexico medical license. We obtain active MD information annually from the New Mexico Medical Board.

PEAR then identified practice locations and specialties for graduates practicing in New Mexico using public information available from the Centers for Medicare & Medicaid Services National Plan and Provider Enumeration System (NPPES) National Provider Index (NPI) registry, the American Board of Medical Specialties (ABMS), state medical boards, and additional online resources.

We would like to thank the following employees for their work on this report: Jamie Riera (Data Manager, Lead Author and Designer); Nancy Shane, PhD (Program Evaluator); and Rebecca Hartley, PhD (Executive Director).

Thank you to the following sources for county images used in this report: the UNM digital asset library, the National Park Service website; the online image sharing application Flickr, specifically, Sue Rath, Patrick Alexander, Oasis State Park, BLM New Mexico, Bureau of Reclamation, Greg Gjerdingen, Lars Plougmann, William Grieb, Dad of T&S, Ronnie Pitman, Gary Cascio, USDA Forest Service Photo by Javonne Goodman, Matthew Dillan, Woody Hibbard, Sporst, and the US Dept of Agriculture; and the online Unsplash community, specifically Jimmy Conover, Claud Richmond, Bruce Warrington, jo Van de Kerkhove, Pete Alexopoulos, and Wolfgang Frick.

### Questions?

If you have questions about this report, please contact:

**The Office of Program Evaluation, Education and Research (PEAR)**

MSC08 4550

1 University of New Mexico

Albuquerque, NM 87131-0001

Email: [PEAR@salud.unm.edu](mailto:PEAR@salud.unm.edu)

Phone: 505-272-8069

# UNM School of Medicine

UNM School of Medicine graduated its first class of MDs in 1968. Before the UNM School of Medicine was created, there were residencies at the former Bernalillo County Indian Hospital (currently University of New Mexico Hospital), with the first residents graduating in 1955.

On average, there are 400 medical students and 590 medical residents and fellows in training at the UNM School of Medicine.

Each year, approximately 100 medical students graduate and 180 medical residents and fellows complete their training at the UNM School of Medicine.



Office of the Dean  
MSC 08 4720  
1 University of New Mexico  
Albuquerque, NM  
87131-0001